

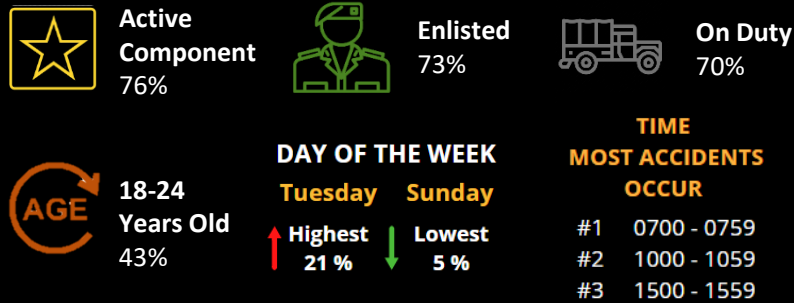


# IMPACT OF FATIGUE ON ARMY READINESS FY19-FY21

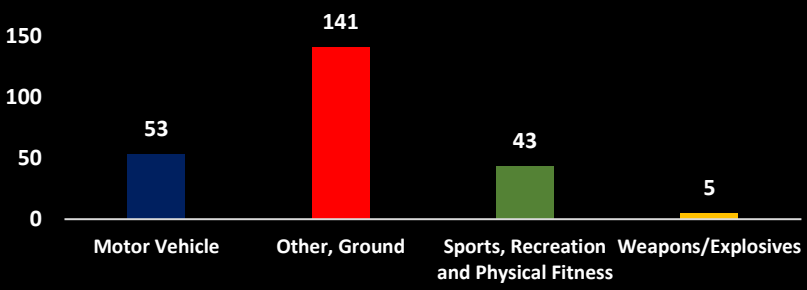
242 Cases

Source: US Army Combat Readiness Center (CRC)

## Top Demographics



## Type of Event



\*Ground Events Include :  
 Combat Skills/Military Unique  
 Industrial/Occupational (General Industry Equivalent Activities)

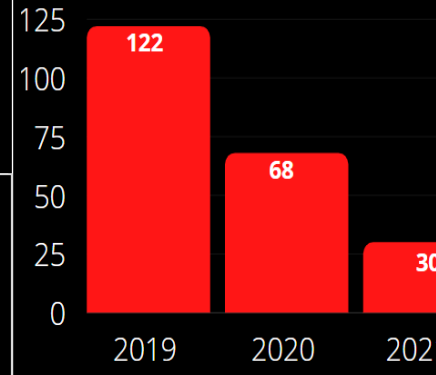
## Impacted Days

**Days Hospitalized :** 206  
**Lost Work Days :** 1293

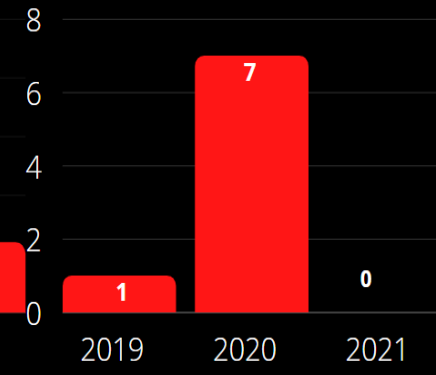
**Quartered Days :** 1087  
**Restricted Work Days :** 3584



## INJURIES

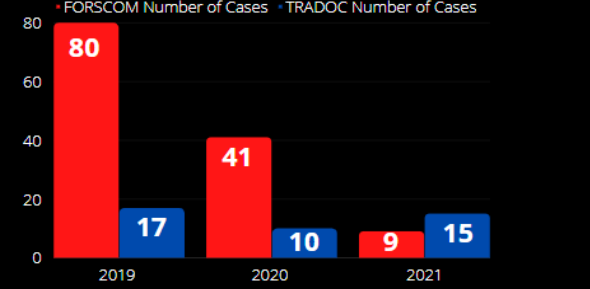


## FATALITIES



## ARMY COMMAND (ACOM)

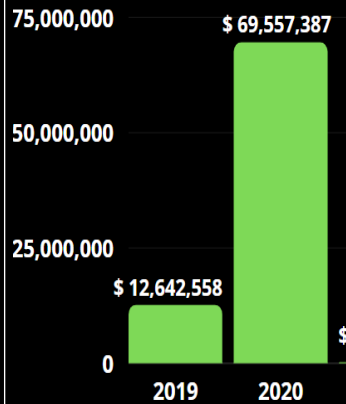
**FORSCOM : 54% of All Cases FY19-FY21**



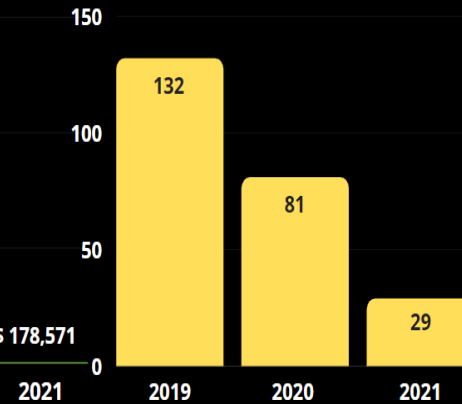
## INSTALLATION

(% of All Cases FY19-FY21)  
 Highest ↑ Yakima Firing Cen, WA (AIN) : 14%  
 Ft Benning, GA : 11%

## TOTAL COST TO ARMY



## NUMBER (#) OF CASES



## TOTAL COST TO ARMY

Material / Property Damage

\$ 1,778,516

+

Injury Cost

\$ 80,600,000

=

**\$ 82,378,516**

