

# ENTER AND CLEAR A ROOM (07-4-D9509)

**CONDITIONS:** (Dismounted/mounted) The unit is moving tactically, conducting operations. The enemy initiates contact with direct fire within hand grenade range. All or part of the unit is receiving accurate enemy direct fire.

**CUE:** This drill begins when the enemy initiates ambush within hand grenade range.

**STANDARDS:** Dismounted. Soldiers in the kill zone immediately return fire on known or suspected enemy positions and assault through the kill zone. Soldiers not in the kill zone locate and place "well-aimed" suppressive fire on the enemy. The unit assaults through the kill zone and destroys the enemy.

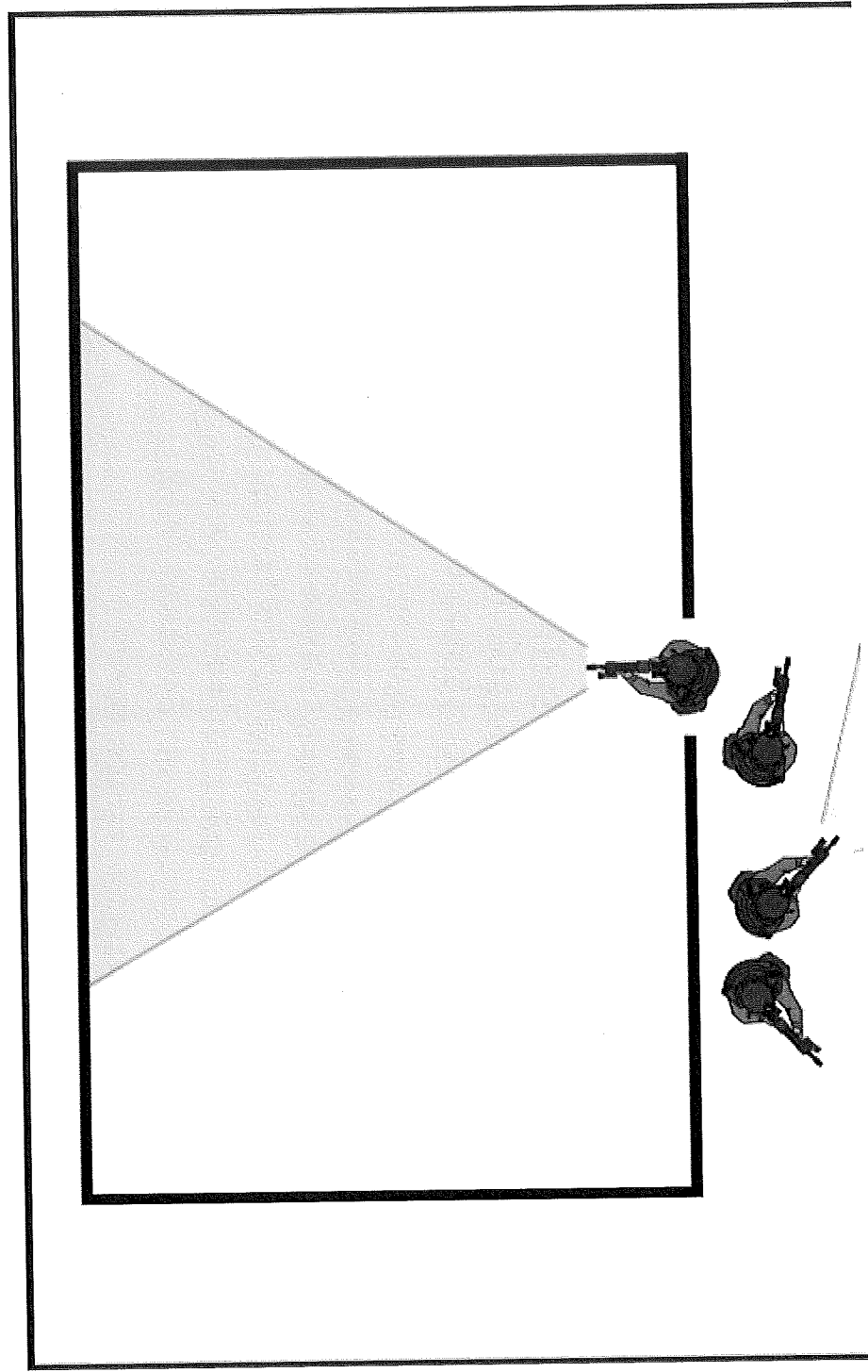
## TASK STEPS

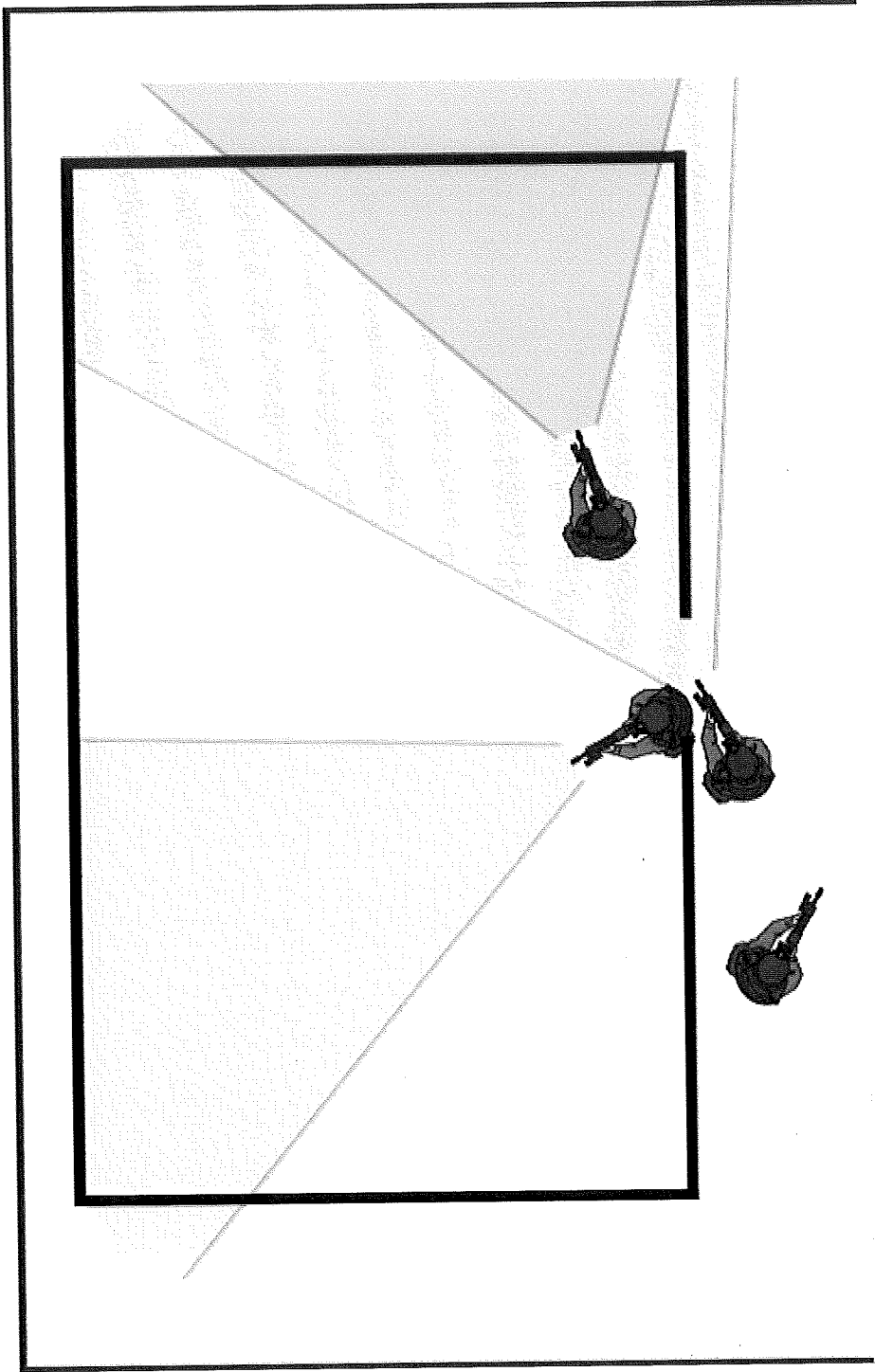
1. The unit leader occupies a position to best control the security and clearing teams.
  - a. Unit leader directs a clearing team to secure corridors or hallways outside the room with appropriate firepower.
  - b. The team leader (normally, the number two Soldier) takes a position to best control the clearing team outside the room.
  - c. The unit leader gives the signal to clear the room.


*Note. If the unit is conducting high-intensity combat operations and grenades are being used, the unit must comply with the rules of engagement rules of engagement and consider the building structure. A Soldier of the clearing team cooks off at least one grenade (fragmentation, concussion, or stun grenade), throws the grenade into the room and announces, "FRAG OUT." The use of grenades should be consistent with the rules of engagement and building structure. Soldiers can be injured from fragments if walls and floors are thin or damaged.*

1. The clearing team enters and clears the room.

a. The first two Soldiers enter the room almost simultaneously. (See figure 8-9.)









Supplemental figure 8-9. 07-4-D9509. Clear a room. First two soldiers enter simultaneously (select play button to learn more).

- b. The first Soldier enters the room, moves left or right along the path of least resistance to one of two corners, and assumes a position of domination facing into the room. During movement, the Soldier scans the sector and eliminates all immediate threats.
- c. The second Soldier (normally the clearing team leader) enters the room immediately after the first Soldier and moves in the opposite direction of the first Soldier to his point of domination. During movement, the Soldier eliminates all immediate threats in the sector.

**Note.** *During high intensity combat, the Soldiers enter immediately after the grenade detonates. Both Soldiers enter firing aimed bursts into their sectors, engaging all threats or hostile targets to cover their entry. If the first or second Soldier discovers the room is small or a short room (such as a closet or bathroom), he announces, "SHORT ROOM" or "SHORT." The clearing team leader informs the third and fourth Soldiers whether or not to stay outside the room or to enter.*

- d. The third Soldier moves in the opposite direction of the second Soldier while scanning and clearing the sector and assuming the point of domination. (See figure 8-10.)

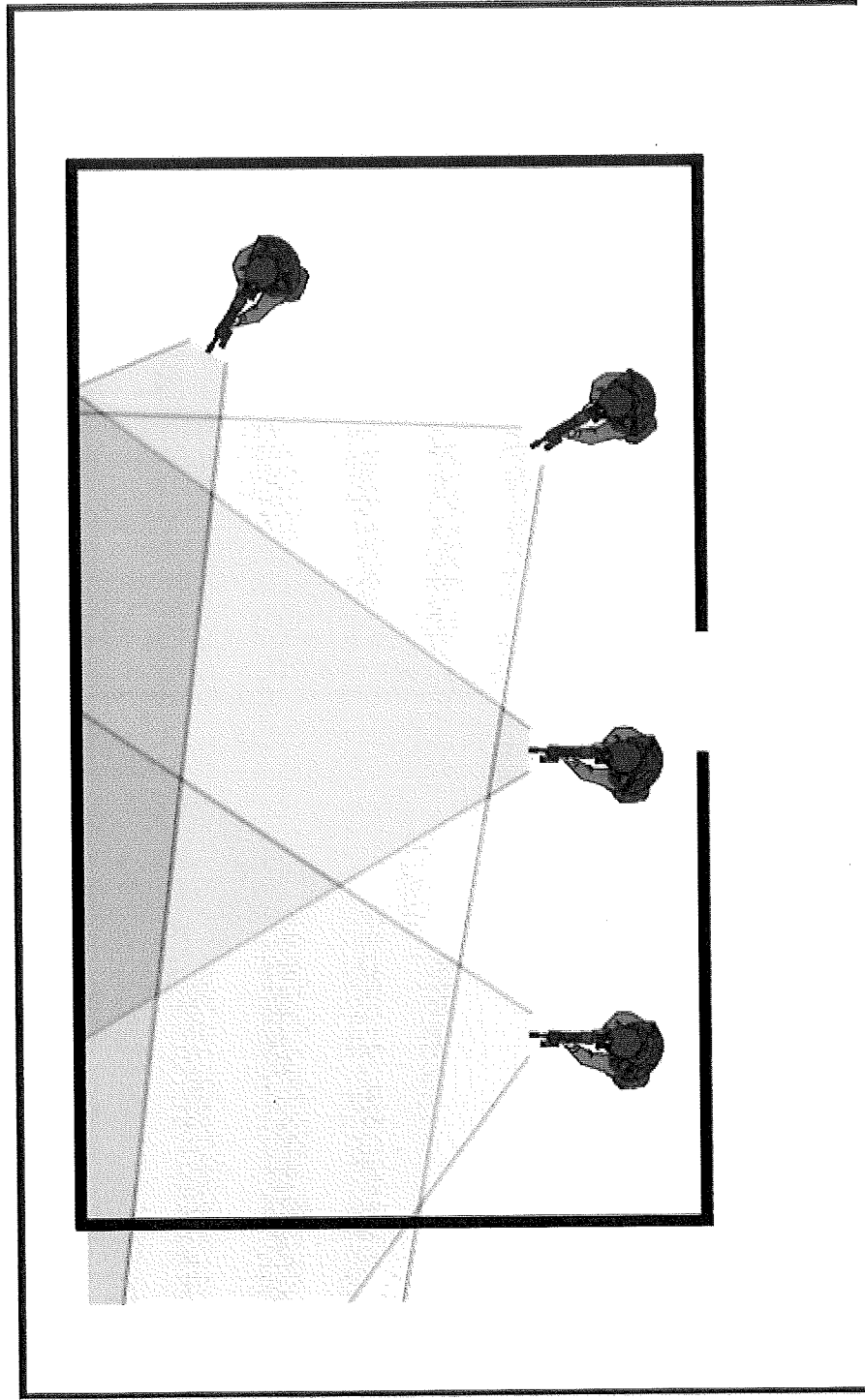




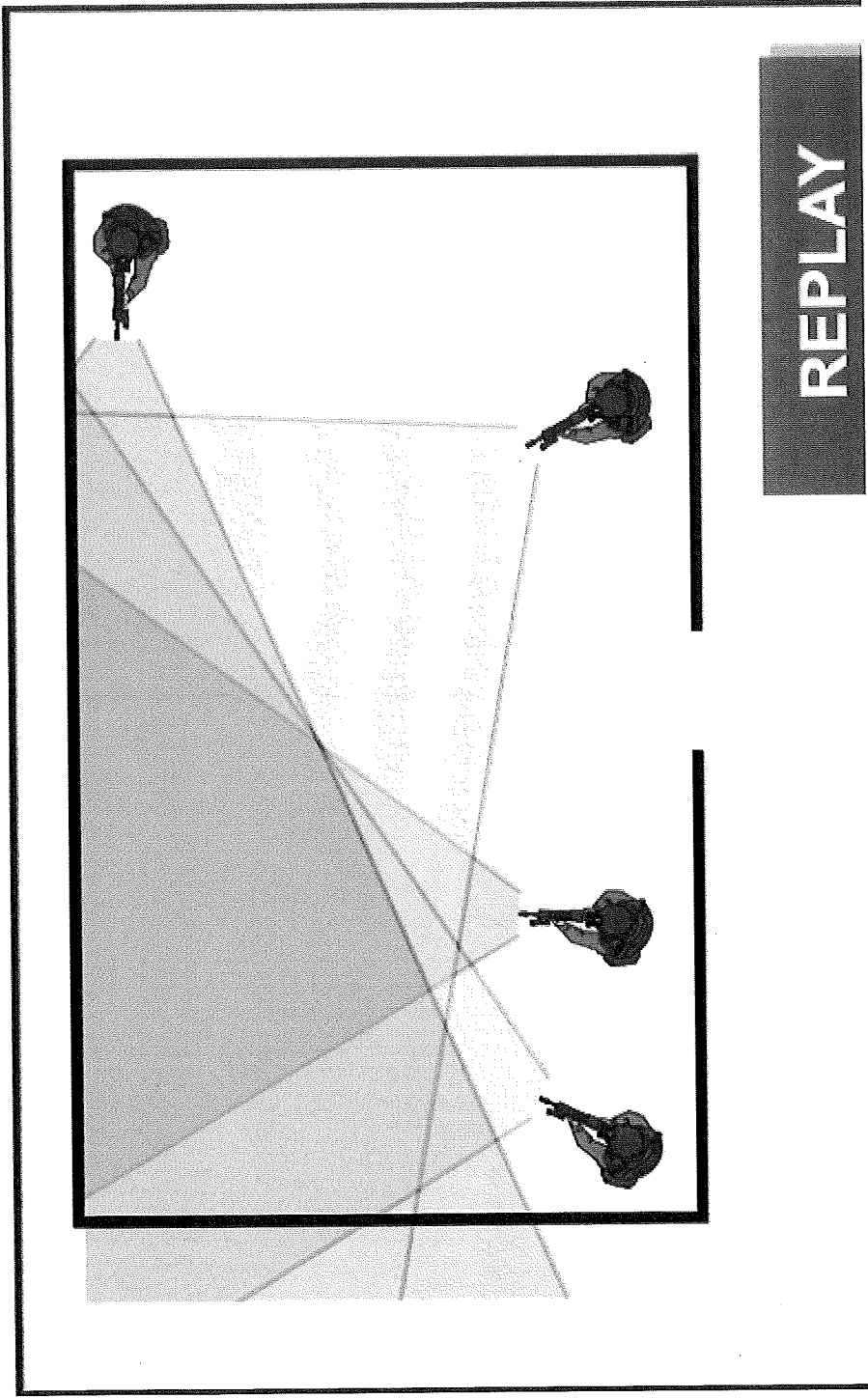
REPLAY

Supplemental figure 8-10. 07-4-D9509. Clear a room. Third soldier enters, clearing his sector (select play button to learn more).

e. The fourth Soldier moves opposite of the third Soldier to a position dominating his sector. (See Figure 8-11.)







**REPLAY**

Supplemental figure 8-11. 07-4-D9509. Clear a room. Fourth soldier enters, clearing his sector (select play button to learn more).

f. All Soldiers engage enemy combatants with precision aimed fire and identify noncombatants to avoid collateral damage

***Note. If necessary or on order, number one and two Soldiers of the clearing team may move deeper into the room while overwatched by the other team members.***

g. The clearing team leader announces to the unit leader when the room is CLEAR.

3. Marks the entry point according to unit SOP.

- a. Makes a quick assessment of room and threat.
- b. Determines if unit has fire power to continue clearing their assigned sector.
- c. Reports to the higher unit leader the first room is clear.
- d. Requests needed sustainment to continue clearing his sector.
- e. Marks entry point according to unit standard operating procedure (SOP).

4. The unit consolidates and reorganizes, as needed.